

# SSU5000A Series Mechanical Switch



Data Sheet  
EN04A



CALTRON PTE LTD

SIGLENT TECHNOLOGIES CO., LTD.

# SSU5000A

## General Description

SSU5000A series mechanical switch can expand the test ports of vector network analyzer, signal generator, spectrum analyzer and other equipment. This series is named SSU5XYZA, where XY represents the frequency range and Z represents the number of the mechanical switches inside. When XY is 18 / 26 / 50, the corresponding frequency range is DC - 18GHz / 26.5GHz / 50GHz respectively. When Z is 1~4, it means that there are 1~4 independent SPDT mechanical switches inside. When Z is 5 or 6, it means that there are 1 or 2 independent SP6T switches inside. The SSU5000A mechanical switch supports USB control and can be widely used in multi-channel and multi-port test environment.

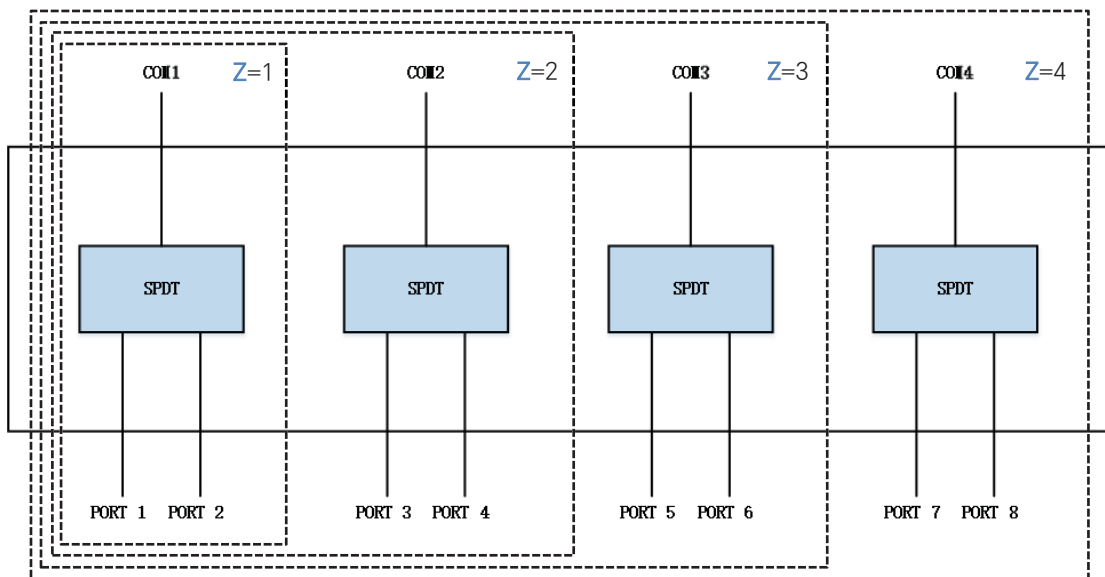
## Features

- Characteristic impedance: 50  $\Omega$
- Maximum frequency: 18 GHz / 26.5 GHz / 50 GHz
- Maximum number of test ports: 12 (2 mechanical switches)
- RF connector: SMA Female (18 / 26.5 GHz) or 2.4mm Female (50 GHz)
- Driving voltage: 12V
- Maximum driving current: 1.25A
- Control mode: USB

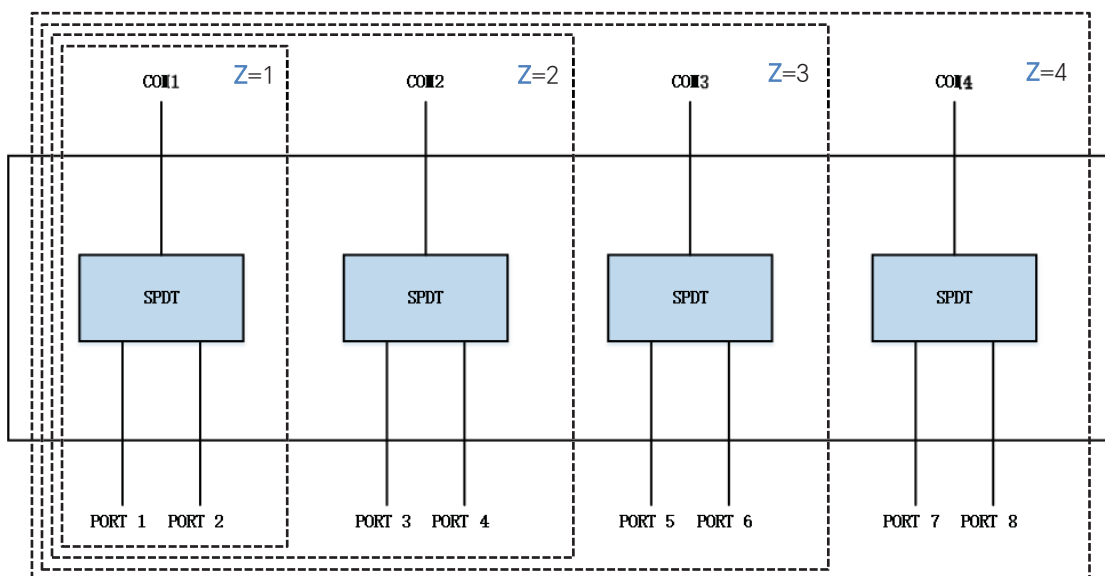
## Block diagrams

According to the maximum working frequency, the SSU5000A mechanical switch can be divided into three series: SSU518ZA, SSU526ZA and SSU550ZA, the corresponding frequency range is DC - 18GHz / 26.5GHz / 50GHz.

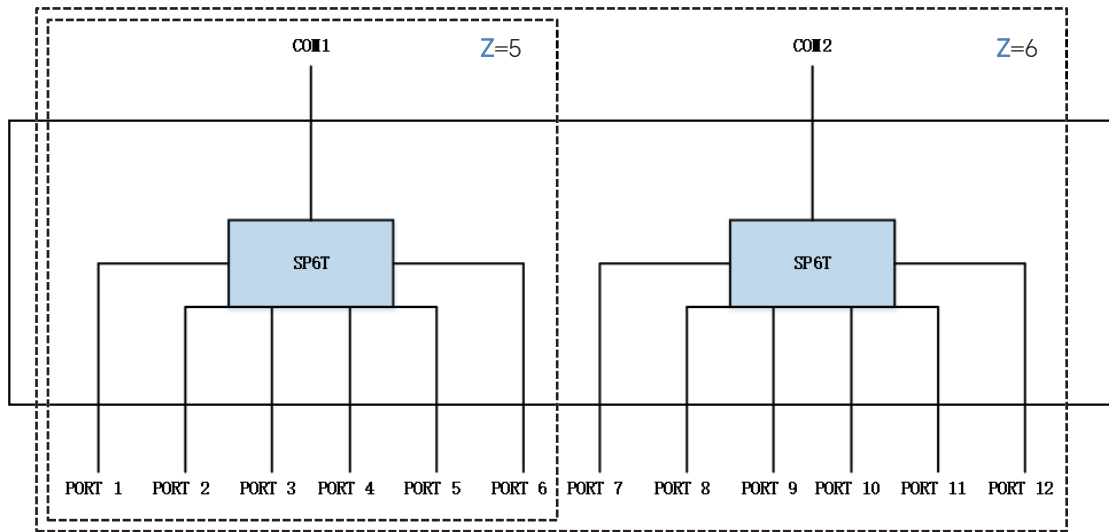
The SSU518ZA series has 1~4 independent single pole double throw mechanical switches ( $Z=1,2,3,4$ ). The SSU526ZA series has 1~4 independent single pole double throw mechanical switches ( $Z=1,2,3,4$ ) or 1~2 independent single pole six throw mechanical switches ( $Z=5,6$ ). The SSU550ZA series has 1~4 independent single pole double throw mechanical switches ( $Z=1,2,3,4$ ). The USB can be used to control the switching status of each mechanical switch inside the SSU5000A.



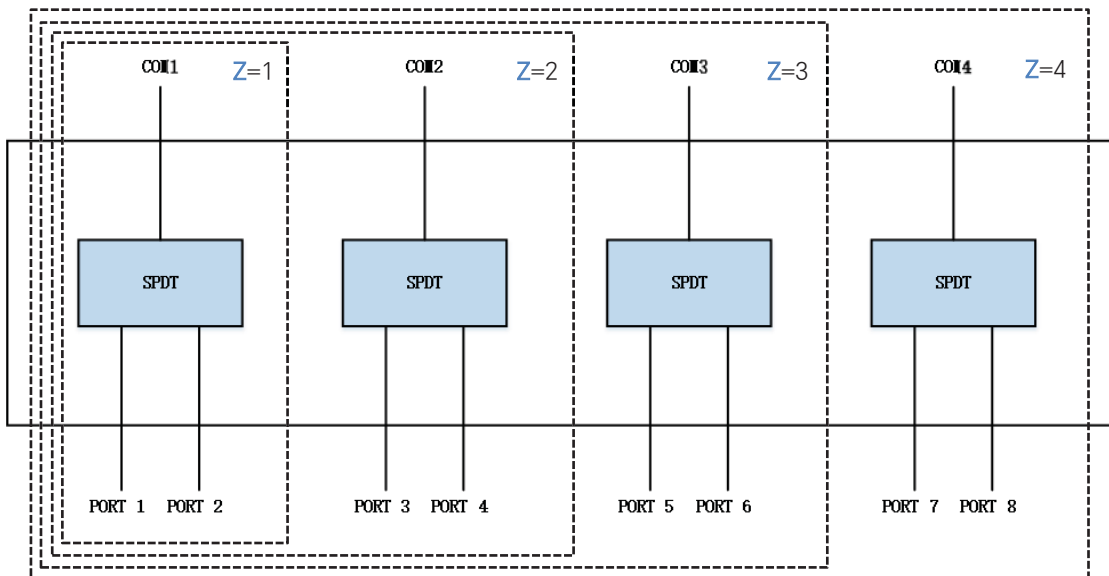
SSU518ZA ( $Z = 1,2,3,4$ )



SSU526ZA ( $Z = 1,2,3,4$ )



SSU526ZA (Z = 5,6)



SSU550ZA (Z = 1,2,3,4)

## Definitions

The data in this manual are technical indicators that include the measurement uncertainty unless otherwise noted.

**Specifications:** All products are guaranteed to meet published specifications at room temperature (approximately 25°C), unless otherwise noted.

**Typical:** Performance deemed typical implies that 80 percent of the measurement results will meet the typical published performance with a 95th percentile confidence level at room temperature (approximately 25°C). Typical performance is not warranted and does not include measurement uncertainty.

**Nominal:** This value indicates the expected mean or average performance, or an attribute whose performance is by design, such as the 50 Ohm connector.

## Specifications

Model: SSU5181A SSU5182A SSU5183A SSU5184A					
Frequency (GHz)	DC - 3	3 - 8	8 - 12.4	12.4 - 18	
VSWR	<1.1	<1.2	<1.2	<1.4	
Insertion loss (dB)	<0.15	<0.2	<0.25	<0.35	
Isolation (dB)	<-80	<-75	<-65	<-60	
Model: SSU5261A SSU5262A SSU5263A SSU5264A					
Frequency (GHz)	DC - 3	3 - 8	8 - 12.4	12.4 - 18	18 - 26.5
VSWR	<1.1	<1.2	<1.2	<1.4	<1.5
Insertion loss (dB)	<0.15	<0.2	<0.25	<0.35	<0.5
Isolation (dB)	<-80	<-75	<-65	<-60	<-55
Model: SSU5265A SSU5266A					
Frequency (GHz)	DC - 3	3 - 8	8 - 12.4	12.4 - 18	18 - 26.5
VSWR	<1.2	<1.3	<1.4	<1.5	<1.7
Insertion loss (dB)	<0.2	<0.3	<0.4	<0.5	<0.7
Isolation (dB)	<-80	<-70	<-60	<-60	<-50
Model: SSU5501A SSU5502A SSU5503A SSU5504A					
Frequency (GHz)	DC - 6	6 - 18	18 - 26.5	26.5 - 40	40 - 50
VSWR	<1.3	<1.5	<1.7	<1.9	<1.9
Insertion loss (dB)	<0.3	<0.5	<0.7	<0.8	<1.1
Isolation (dB)	<-70	<-60	<-55	<-50	<-50

## Remote control

The mechanical switch supports communication with compatible computers via USB interface. By using this interface, in combination with programming languages and or NI-VISA software, users can remotely control the mechanical switch.

The user can switch the state of the switch through the control software (EasySSU).

## Switching times

Model	Switching time
SSU5181A, SSU5182A, SSU5183A, SSU5184A	<10ms
SSU5261A, SSU5262A, SSU5263A, SSU5264A	<10ms
SSU5501A, SSU5502A, SSU5503A, SSU5504A	<10ms
SSU5265A, SSU5266A	<15ms

## General data

Description	Characteristics
Temperature	-25 to 65°C
Size	Length × Width × High=153mm×62.4mm×137.5mm
Weight	890g (SSU5264A)
<b>Switch life</b>	
SSU5181A, SSU5182A, SSU5183A, SSU5184A	10 million cycles
SSU5261A, SSU5262A, SSU5263A, SSU5264A	10 million cycles
SSU5501A, SSU5502A, SSU5503A, SSU5504A	2 million cycles
SSU5265A, SSU5266A	5 million cycles
<b>Environmental and physical characteristics</b>	
SSU5181A, SSU5182A, SSU5183A, SSU5184A	
Vibration	10g
Shock	30g
SSU5261A, SSU5262A, SSU5263A, SSU5264A	
Vibration	10g
Shock	500g
SSU5501A, SSU5502A, SSU5503A, SSU5504A	
Vibration	10g
Shock	500g
SSU5265A, SSU5266A	
Vibration	10g
Shock	500g

## Ordering Information

Model	Product Description
SSU5181A	DC-18GHz, including one SPDT mechanical switch
SSU5182A	DC-18GHz, including two SPDT mechanical switches
SSU5183A	DC-18GHz, including three SPDT mechanical switches
SSU5184A	DC-18GHz, including four SPDT mechanical switches
SSU5261A	DC-26.5GHz, including one SPDT mechanical switch
SSU5262A	DC-26.5GHz, including two SPDT mechanical switches
SSU5263A	DC-26.5GHz, including three SPDT mechanical switches
SSU5264A	DC-26.5GHz, including four SPDT mechanical switches
SSU5265A	DC-26.5GHz, including one SP6T mechanical switch
SSU5266A	DC-26.5GHz, including two SP6T mechanical switches
SSU5501A	DC-50GHz, including one SPDT mechanical switch
SSU5502A	DC-50GHz, including two SPDT mechanical switches
SSU5503A	DC-50GHz, including three SPDT mechanical switches
SSU5504A	DC-50GHz, including four SPDT mechanical switches

Standard Configurations	Quantity
USB-cable	1
Quick-start	1
AC-DC adapter	1
Power cord	1
Certificate of qualification	1



## About SIGLENT

SIGLENT is an international high-tech company, concentrating on R&D, sales, production and services of electronic test & measurement instruments.

SIGLENT first began developing digital oscilloscopes independently in 2002. After more than a decade of continuous development, SIGLENT has extended its product line to include digital oscilloscopes, isolated handheld oscilloscopes, function/arbitrary waveform generators, RF/MW signal generators, spectrum analyzers, vector network analyzers, digital multimeters, DC power supplies, electronic loads and other general purpose test instrumentation. Since its first oscilloscope was launched in 2005, SIGLENT has become the fastest growing manufacturer of digital oscilloscopes. We firmly believe that today SIGLENT is the best value in electronic test & measurement.

### Headquarters:

SIGLENT Technologies Co., Ltd  
Add: Bldg No.4 & No.5, Antongda Industrial Zone,  
3rd Liuxian Road, Bao'an District,  
Shenzhen, 518101, China  
Tel: + 86 755 3688 7876  
Fax: + 86 755 3359 1582  
Email: sales@siglent.com  
Website: int.siglent.com

### North America:

SIGLENT Technologies NA, Inc  
Add: 6557 Cochran Rd Solon, Ohio 44139  
Tel: 440-398-5800  
Toll Free:877-515-5551  
Fax: 440-399-1211  
Email: support@siglentna.com  
Website: www.siglentna.com

### Europe:

SIGLENT Technologies Germany GmbH  
Add: Staetzlinger Str. 70  
86165 Augsburg, Germany  
Tel: +49(0)-821-666 0 111 0  
Fax: +49(0)-821-666 0 111 22  
Email: info-eu@siglent.com  
Website: www.siglenteu.com

### Malaysia:

SIGLENT Technologies (M) Sdn.Bhd  
Add: NO.6 Lorong Jelawat 4  
Kawasan Perusahaan Seberang Jaya  
13700, Perai Pulau Pinang  
Tel: 006-04-3998964  
Email: sales@siglent.com  
Website: int.siglent.com

**CALTRON PTE LTD**  
**email: caltron@caltron.sg**  
**www.caltron.sg**

Follow us on  
Facebook: SiglentTech

