

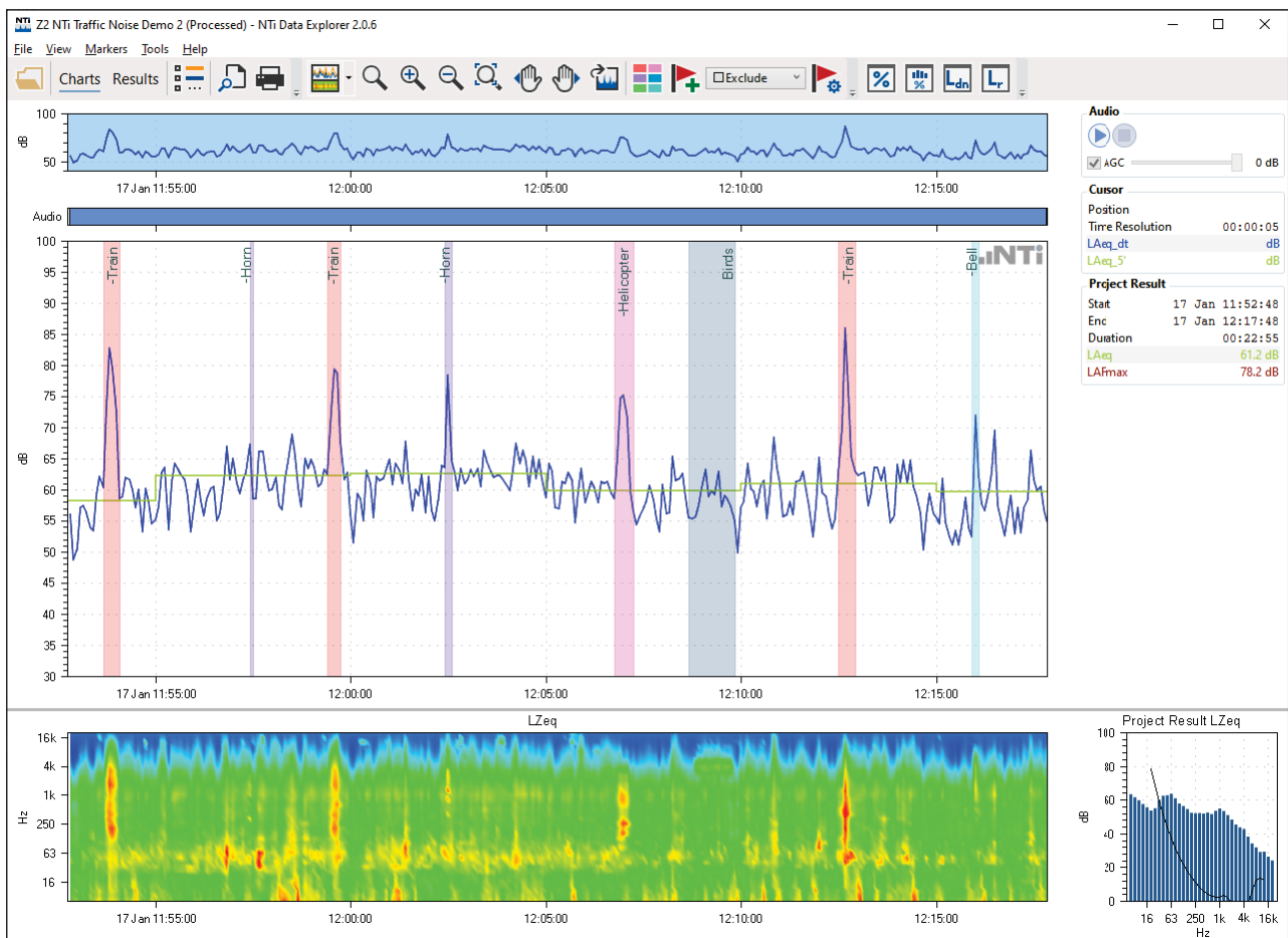
Data Explorer

for XL2 and XL3 Sound Level Meter

The Data Explorer is a PC-based software application with a powerful data processor for easy and fast analysis of sound level measurement data. Visualize, analyze and control millions of data points with this tool that is dedicated to acoustic consultants and noise measurement professionals. It provides a convenient way to view and manage your data and quickly create customized reports.

Key Features

- Data visualization with fast zoom and pan
- Audio playback synchronized to graph
- Markers with on-the-fly calculation
- Automated tonal and impulsive marker generation
- Rating level L_r and percentile levels L_n



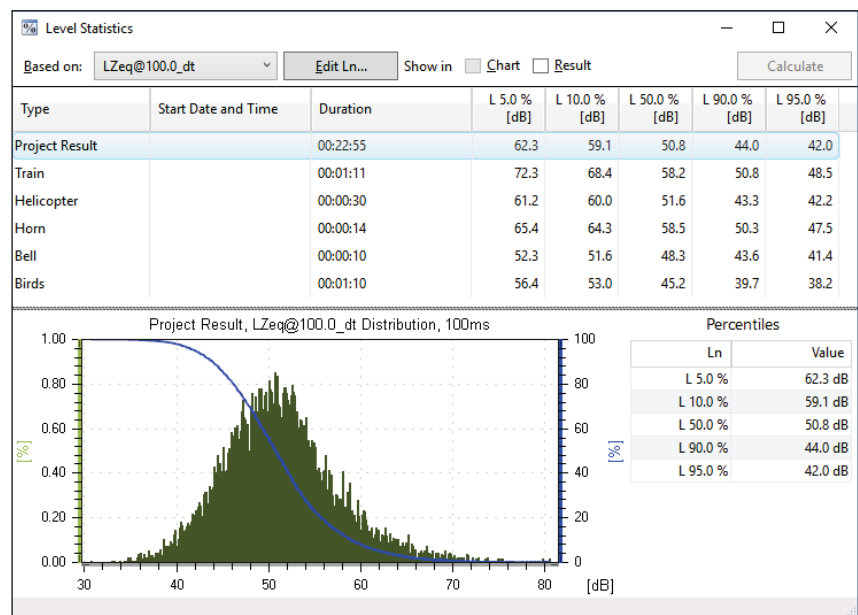
Flexible Data Analysis

A drop-down menu allows you to select the individual levels displayed in the chart. Select one or more, or a range of one-third octave bands for display against time. The fast zoom and pan response over the entire data log period allows for quick data analysis, even with very large data sets.



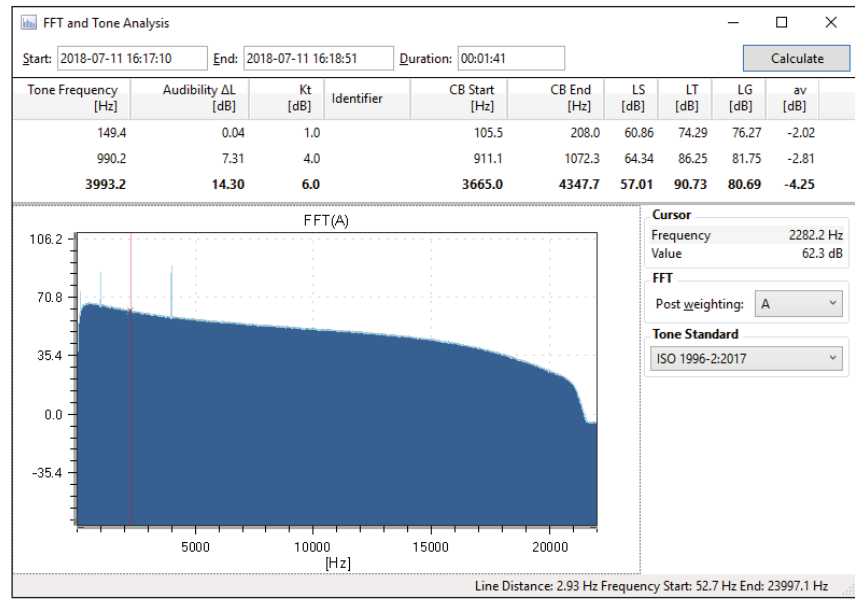
Level Statistics

The software provides a detailed statistical analysis of the logged sound level measurement data. The percentiles can be calculated for wide band levels as well as 1/1 and 1/3 octave band levels.



Tonality and Impulsiveness Detection

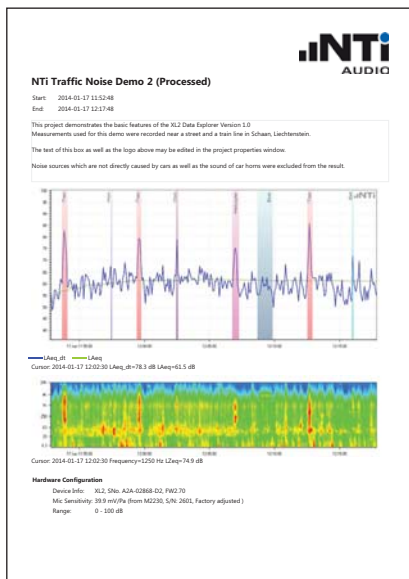
Generate automated markers based on levels, tones, impulses or time periods in accordance with the ISO 1996:2-2017, BS 4142:2014, DM 16 marzo 1998 and other standards. Each marked period may be exported into a new project for further evaluation by third parties.



Calculate the FFT based on a recorded audio file for an objective audible assessment of tones in noise in accordance with the engineering methods described in ISO 1996:2-2017, DIN 45681 and BS 4142:2014.

Measurement Report

Complete your professional reports with customized titles and comments. The Data Explorer automatically adds relevant header data such as the measurement date, calibration information, instrument setup etc., and compiles a tailored report. Simply add your own company logo.



Evaluation

Contact us for an evaluation.

Specifications

Supported Data Types	<ul style="list-style-type: none"> • XL2 or XL3 Sound level meter • Broadband, 1/1 and 1/3 octave band data • Audio data playback aligned to graphs 		
Data Handling	Optimized for fast analysis of big data (millions of points)		
Markers	<ul style="list-style-type: none"> • 11 different marker types available • Exclude and event marker with on-the-fly calculations • Overlapping markers of same type are merged automatically • Notes 		
Percentiles	<ul style="list-style-type: none"> • Percentiles for wide band, 1/1 and 1/3 octave spectrum • Simultaneous percentile calculation of full spectrum • Flexible setting from 0.1% to 99.9% @ class width = 0.1 dB 		
Calculated Levels	<table border="0"> <tr> <td> <ul style="list-style-type: none"> • LAFT5eq – LAeq • LAeq – LAeq • LCeq – LAeq • LAFmax – LAeq </td> <td> <ul style="list-style-type: none"> • LAImax – LAFmax • LAImax – LASmax • LAE • Sum of frequency bands </td> </tr> </table>	<ul style="list-style-type: none"> • LAFT5eq – LAeq • LAeq – LAeq • LCeq – LAeq • LAFmax – LAeq 	<ul style="list-style-type: none"> • LAImax – LAFmax • LAImax – LASmax • LAE • Sum of frequency bands
<ul style="list-style-type: none"> • LAFT5eq – LAeq • LAeq – LAeq • LCeq – LAeq • LAFmax – LAeq 	<ul style="list-style-type: none"> • LAImax – LAFmax • LAImax – LASmax • LAE • Sum of frequency bands 		
Audit Intervals	1, 5, 10, 15, 30, 60 minutes		
Automated Marker Generation	<ul style="list-style-type: none"> • Level • Pure Tone (based on RTA levels) <ul style="list-style-type: none"> » ISO 1996:2-2017, BS 4142:2014, DM 16 marzo 1998 » Leq – Max or Leq – Mean (neighbors) » User-defined minimum tone duration » Distinguishing between small and prominent tones • Impulsive Sound (based on broadband level) <ul style="list-style-type: none"> » LAeq – LAeq, LAFmax – LAeq, DM 16 marzo 1998 » LAImax – LAFmax, LAImax – LASmax • Time 		
FFT	<ul style="list-style-type: none"> • Pure Tone (based on narrow band FFT) <ul style="list-style-type: none"> » DIN 45681:2006, ISO 1996:2-2017, BS 4142:2014 		
Day-Night Levels	<ul style="list-style-type: none"> • Lden, Ldn, Lday, Levening, Lnight with user-defined penalty 		
Rating Level	<ul style="list-style-type: none"> • DIN 45645-1/-2, BS 4142:2014, DM 16 marzo 1998 • User-defined measurement periods and reference time interval • Marker and reference time interval based correction • Counter and duration of selectable marker 		
Reporting	<ul style="list-style-type: none"> • Data export to MS Excel and XPS report 		
Licensing	<ul style="list-style-type: none"> • “Data Explorer 365” or “Data Explorer Option” enables the data import into Data Explorer software. • Data Explorer can be installed on multiple computers. 		
Compatibility	<ul style="list-style-type: none"> • Windows XP, Vista, 7, 8 Pro, 8.1 Pro, 10 • Video board with a shader-model 3.0 or higher (DirectX 9.0 c) 		
Order Information	<ul style="list-style-type: none"> • NTi Data Explorer Option, NTi Audio # 600 000 430 • Data Explorer 365, NTi Audio # 600 000 431 		

All information is subject to change without notice.