

**BS-3090 Parallel Light Zoom Stereo Microscope**

BS-3090



BS-3090F(LED)

**Introduction**

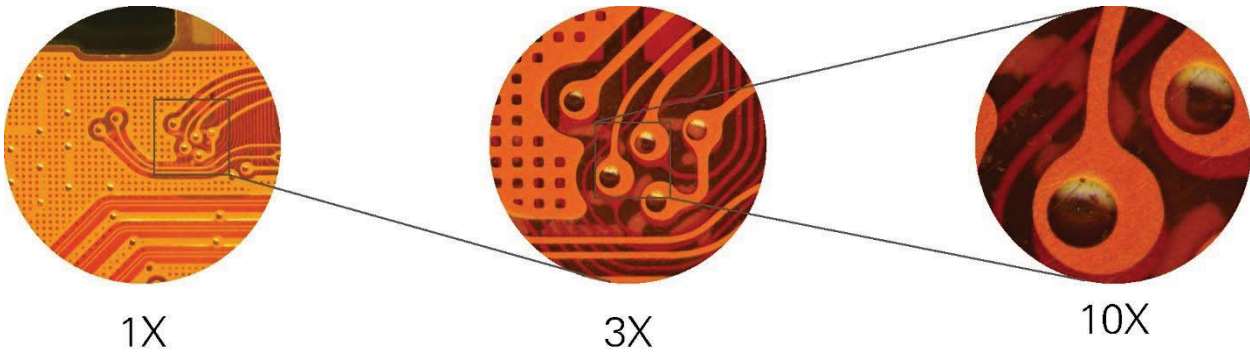
BS-3090 is a research level zoom stereo microscope with infinite parallel Galileo optical system. Based on Galileo optical system and Apochromatic objective, it can provide real and perfect microscopic images on details. The excellent ergonomics and user-friendly operating system can truly allow users to experience a simple and comfortable work. The zoom ratio is 18:1, with 10× eyepiece, the magnification range is 7.5×-135×. BS-3090 can meet the research demands of life sciences, biomedicine, microelectronics, semiconductors, materials science and other fields of research needs.

**Feature****1. Trinocular viewing head for comfortable operation.**

The interpupillary distance and diopter can be adjusted, users can operate the microscope with the most comfortable gesture. This can minimize the visual fatigue caused by long-term observation. Trinocular tube with C-mount can be used to connect different digital cameras.


**2. Large zoom ratio 18:1.**

BS-3090 has large zoom ratio of 18:1, zoom range from 0.75X to 13.5X, with click stop for main magnifications, the images remain clear and smooth during zoom magnifying.




### 3. Apochromatic objective.

Apochromatic design has significantly improved the color reproduction of the objective. Correcting the axial chromatic aberration of red/green/blue/purple, and converge them on a focal plane, the objective is able to present the real color of the samples. The 1X objective is NA0.15.



### 4. Aperture diaphragm adjustment.

Shift the aperture diaphragm lever in front of the microscope to adjust depth of field for high-quality image.



### 5. LED fluorescence attachment.

The EPI-Fluorescence Attachment is equipped with 6-hole turntable fluorescence modules, it can accommodate up to five fluorescence modules and one bright field module. Four band LED light source is used to change the light source color and adjust the brightness through the LED light source controller. It includes following parts:

- (1) Epi-fluorescence Attachment.
- (2)  $1/4 \lambda$  Plate.
- (3) Control Box.

(4) Light Shading Plate.

(5) Light Source.

(6) Bright Field Filter Cube.

(7) Fluorescence Filter Cube

Fluorescence filters	Excitation	Dichroic Mirror	Barrier Filter
B Filter	BP460-495	DM505	BA510
G Filter	BP510-550	DM570	BA575
U Filter	BP330-385	DM410	BA420
R Filter	BP620-650	DM660	BA670-750
FL-FITC	BP460-495	DM505	BA510-550
FL-DAPI	BP360-390	DM415	BA435-485
FL-TRITC	BP528-553	DM565	BA578-633

## Application

BS-3090 has great value in a variety of applications such as life science and medical research, including dissection, Zebrafish research, live cell imaging, IVF, biological experiment, chemical analysis and cell culture. It also can be used in Industrial areas for PCB, SMT surface, electronics inspection, semiconductor chip inspection, metal and materials testing, precision parts testing, coin collecting, gemology and gemstone setting, engraving, repair and inspection of small parts.

## Specification

Item	Specification	BS-3090	BS-3090F(LED)
Optical System	Infinite Parallel Galileo Zoom Optical System	●	●
Viewing Head	20° inclined trinocular head; binocular: trinocular=100:0, 0:100; interpupillary distance 50-76mm; fixed eyepiece tube with lock screw	●	●
Eyepiece	High eye-point wide field plan eyepiece PL10×/23mm, diopter adjustable	●	●
	High eye-point wide field plan eyepiece PL15×/16mm, diopter adjustable	○	○
	High eye-point wide field plan eyepiece PL20×/12mm, diopter adjustable	○	○
Zoom Range	Zoom range: 0.75X-13.5X, click stop for 0.75x, 1x, 2x, 3x, 4x, 5x, 6x, 8x, 10x, 11x, 12x, 13x, 13.5x, with built-in aperture diaphragm	●	●
Objective	Plan Apochromatic Objective 1x, W.D.: 60mm, NA0.15	●	●
Zoom Ratio	1: 18	●	●
Focusing Unit	Coarse and fine coaxial focus system, tension adjustable, coarse moving range 50mm, fine precision 0.002mm	●	●
Base	Plan base with transmitted illumination, glass insert plate size: diameter 180mm	●	●
Illumination	LED transmitted illumination, brightness adjustable	●	●
	LED Ring light	○	○
	Cold light source	○	○
Camera Adapter	1X C-mount adapters	○	○
Fluorescence Attachment	EPI-Fluorescence Attachment with 6-hole turntable fluorescence modules, it can accommodate up to five fluorescence modules and one bright field module. Four band LED light source, brightness adjustable, with B, G, U, R fluorescence filters	○	●
Packing	1set/carton, Net/Gross weight: 14/16kgs, Carton size: 59×55×81cm	●	

	1set/2 cartons, carton 1: Net/Gross weight: 14/16kgs, Carton size: 59×55×81cm; carton 2: 38×45×26cm, Net/Gross weight: 7/8kgs		•
--	--	--	---

Note: ● Standard Outfit, ○ Optional

## Sample Image

